

Cities of Opportunity 2012

Sydney

11th globally

#1 in sustainability,
#2 in livability

Cities of Opportunity 2012 makes its fifth annual analysis of the development of 27 global cities, and through their current and projected future performance seeks to add insight on the policies and actions that make cities function best.

Released October 2012

Solidly in the top 10 globally

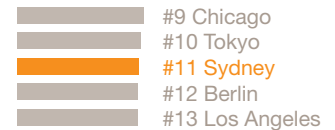
Although Sydney slips 6 places in the rankings from 2011, from 5th to 11th overall, it remains one of the most livable cities in the world, scoring in the top 10 in four out of 10 indicators and in almost half of the variables. Moreover, it scores 1st, 2nd, and 3rd, respectively, in sustainability and the natural environment, demographics and livability, and health, safety and security—an exceptional performance in those parts of the report most centered on living standards.

An ideal representative of the Australian way

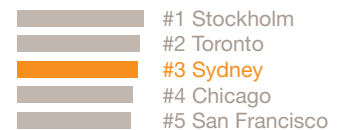
Australia's largest city embodies the country famous for work-life balance, earning a top 3 ranking in most of the qualities that make a city an ideal place to live. Sydney:

- Ranks 1st in sustainability, moving up from 2nd last year to take the top spot, with an impressive showing in the component variables: 1st in air quality; 6th in public park space; and just out of the top 10 (#11) in recycling (as well as, of course, 3rd for its incredible climate).
- Comes in just behind Paris to take 2nd, tied with Hong Kong, in demographics and livability, again exhibiting an impressive consistency in the variables, scoring 2nd in quality of living, 3rd, tied with Berlin, in least traffic congestion, and 7th in cultural vibrancy, just behind Tokyo and ahead of San Francisco.

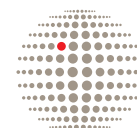
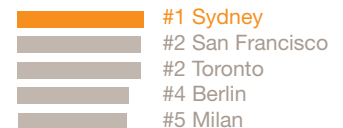
Overall



Health, safety and security



Sustainability and the natural environment



- Ranks 3rd in health, safety and security, moving up one spot from last year and landing in the top 10 in all 5 variables.
- Also finishes 1st, tied with Singapore, in the availability and quality of its housing.

A hub for human capital

Sydney ranks 7th in intellectual capital and innovation, scoring in the top 10 in two-thirds of the variables. Specifically, it finishes:


- 1st in literacy and enrollment.
- 2nd in number of public libraries.
- 6th in entrepreneurial environment.
- 8th in both math/science skills and intellectual property protection.
- 9th in the innovation cities index.

Room for growth

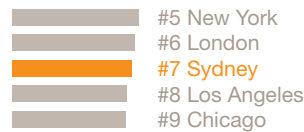
Sydney ranks 2nd from the bottom in cost overall with the highest consumer price index, the 4th highest apartment rental rates and the 9th highest business occupancy costs in the report. However, the city is #2 in the iPod index (working hours needed to buy an iPod) indicating that relatively high wages can offset high costs. These high costs can have a negative effect on tourism, given that the city falls to 6th from the bottom in international tourists. Finally, high taxes also contribute to Sydney’s costs, as the city ranks 17th in the variable, with the 11th highest tax rate in the report.

Sydney also receives low marks for its transport systems—a surprising weakness for such a sustainable city—ranking 24th in transportation and infrastructure overall, with the 7th lowest mass transit coverage (#21) and the highest cost of public transportation (#27), making transport options, where available, less attractive.

Demographics and livability



Intellectual capital and innovation



Transportation and infrastructure

